



The three Rs

Reading practice

Level 2

Do you know about the three Rs? Practise your reading in English with this text.



Preparation




Match the words with the definitions.

- | | |
|---------------|---|
| to reduce | to put something in the bin |
| to reuse | a small plastic or cardboard container for food or drinks |
| to recycle | to make the amount of something smaller |
| to throw away | to change material into something we can use again |
| a carton | material which covers the things we buy |
| packaging | to use again and again |



Reading text

Read the text about the three Rs.



The three Rs: Reduce! Reuse! Recycle!

There are lots of ways we can look after our planet. Three great ways are 'the three Rs': **Reduce! Reuse! Recycle!** We throw away too many things and make too much rubbish. Lots of the things we throw in the bin take thousands of years to go away. Every time you want to throw something in the bin, **STOP** and **THINK** about the three Rs. Can you reduce it? Can you reuse it? Can you recycle it?

Reduce!

- Reduce paper. Always use both sides of the paper for writing, drawing and printing – we need to save our trees!
- Reduce plastic bottles. Fill a reusable bottle with water each day.
- Reduce plastic bags. Take your own bag to the shop.



Reuse!

- Don't throw away plastic bags. Keep them and use them again.
- Don't put old clothes and toys in the bin. Give them to people in need.
- Don't throw away coloured paper from presents. Be careful opening the present and use the paper again!





Recycle!

If we make new paper, glass and plastic from old paper, glass and plastic, we save energy and look after the planet. Don't throw away anything that you can recycle. But use the correct bin!

Paper and card

- newspapers
- notebooks
- magazines

Glass

- glass bottles
- jars
- broken glass objects

Plastic and packaging

- plastic bottles
- yoghurt cartons
- other packaging

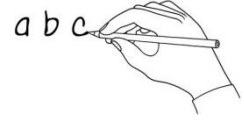
Home and school

Make sure you reduce, reuse and recycle at home and at school! Here are some more ideas:

- Don't print anything if you don't need to.
- Use empty boxes and cartons to keep things tidy.
- Make new clothes from old clothes.

Can you think of other reduce, reuse and recycle ideas?



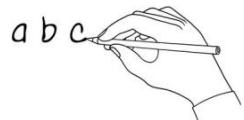


1. Fill it in!

Complete the sentences.

new	throw	bag	trees	paper	tidy	plastic	toys
-----	-------	-----	-------	-------	------	---------	------

- a. We need to throw away less rubbish.
- b. We can use less paper and save _____.
- c. We can take our own _____ to the shop.
- d. We can reuse _____ bags.
- e. We can give our old _____ to other children.
- f. We can use coloured _____ from presents again and again.
- g. We can make _____ things from old things.
- h. We can use empty boxes to keep things _____.



2. Where does it go?

Write these words in the correct group.


glass bottles	plastic packaging	jars
paper	yoghurt cartons	newspapers
empty milk cartons	broken mirrors	old notebooks

paper and card	glass	plastic and packaging
	glass bottles	



Write and draw!

Do you follow the three Rs? What things do you reduce, reuse and recycle at home or at school? Draw a picture and write about it!



A large rectangular area for drawing and writing, containing several horizontal dotted lines for text.